



Course Experience for math6311.001.22f - Abstract Algebra I

Evaluation Scale is 5 Level Likert Item	SD	D	N	A	SA	%/#	SD	D	N	A	SA	TOT	Summary Statistics	
	The course objectives were clearly defined.	0%	0%	0%	44%	56%	%	-	-	-	44%	56%	100%	M
						#	-	-	-	4	5	9	μ	4.56
													σ	0.53
													N	9
The course was well organized.	0%	0%	0%	33%	67%	%	-	-	-	33%	67%	100%	M	4.75
						#	-	-	-	3	6	9	μ	4.67
													σ	0.50
													N	9
Overall, the course was excellent.	0%	0%	0%	67%	33%	%	-	-	-	67%	33%	100%	M	4.25
						#	-	-	-	6	3	9	μ	4.33
													σ	0.50
													N	9

Instructor Nathan Williams (math6311.001.22f)

Evaluation Scale is 5 Level Likert Item	SD	D	N	A	SA	%/#	SD	D	N	A	SA	TOT	Summary Statistics	
	The instructor was well prepared in the subject area.	0%	0%	0%	33%	67%	%	-	-	-	33%	67%	100%	M
						#	-	-	-	3	6	9	μ	4.67
													σ	0.50
													N	9
The instructor communicated information effectively.	0%	0%	0%	56%	44%	%	-	-	-	56%	44%	100%	M	4.40
						#	-	-	-	5	4	9	μ	4.44
													σ	0.53
													N	9
The instructor seemed genuinely interested in teaching.	0%	0%	0%	56%	44%	%	-	-	-	56%	44%	100%	M	4.40
						#	-	-	-	5	4	9	μ	4.44
													σ	0.53
													N	9
The instructor provided timely feedback.	0%	0%	0%	33%	67%	%	-	-	-	33%	67%	100%	M	4.75
						#	-	-	-	3	6	9	μ	4.67
													σ	0.50
													N	9
The instructor was accessible outside of class.	0%	0%	0%	44%	56%	%	-	-	-	44%	56%	100%	M	4.60
						#	-	-	-	4	5	9	μ	4.56
													σ	0.53
													N	9

The instructor evaluated students fairly.						<table border="1"> <tr><td>%</td><td>-</td><td>-</td><td>-</td><td>44%</td><td>56%</td><td>100%</td></tr> <tr><td>#</td><td>-</td><td>-</td><td>-</td><td>4</td><td>5</td><td>9</td></tr> </table>			%	-	-	-	44%	56%	100%	#	-	-	-	4	5	9	<table border="1"> <tr><td>M</td><td>4.60</td></tr> <tr><td>μ</td><td>4.56</td></tr> <tr><td>σ</td><td>0.53</td></tr> <tr><td>N</td><td>9</td></tr> </table>		M	4.60	μ	4.56	σ	0.53	N	9
	%	-	-	-	44%	56%	100%																									
#	-	-	-	4	5	9																										
M	4.60																															
μ	4.56																															
σ	0.53																															
N	9																															

Overall, this instructor was excellent.						<table border="1"> <tr><td>%</td><td>-</td><td>-</td><td>-</td><td>44%</td><td>56%</td><td>100%</td></tr> <tr><td>#</td><td>-</td><td>-</td><td>-</td><td>4</td><td>5</td><td>9</td></tr> </table>			%	-	-	-	44%	56%	100%	#	-	-	-	4	5	9	<table border="1"> <tr><td>M</td><td>4.60</td></tr> <tr><td>μ</td><td>4.56</td></tr> <tr><td>σ</td><td>0.53</td></tr> <tr><td>N</td><td>9</td></tr> </table>		M	4.60	μ	4.56	σ	0.53	N	9
	%	-	-	-	44%	56%	100%																									
#	-	-	-	4	5	9																										
M	4.60																															
μ	4.56																															
σ	0.53																															
N	9																															

Student Experience for math6311.001.22f - Abstract Algebra I

Evaluation Scale is 5 Level Likert Item	SD	D	N	A	SA	%/#	SD	D	N	A	SA	TOT	Summary Statistics
--	----	---	---	---	----	-----	----	---	---	---	----	-----	--------------------

I was free to ask questions and express my opinions and ideas.						<table border="1"> <tr><td>%</td><td>-</td><td>-</td><td>-</td><td>33%</td><td>67%</td><td>100%</td></tr> <tr><td>#</td><td>-</td><td>-</td><td>-</td><td>3</td><td>6</td><td>9</td></tr> </table>			%	-	-	-	33%	67%	100%	#	-	-	-	3	6	9	<table border="1"> <tr><td>M</td><td>4.75</td></tr> <tr><td>μ</td><td>4.67</td></tr> <tr><td>σ</td><td>0.50</td></tr> <tr><td>N</td><td>9</td></tr> </table>		M	4.75	μ	4.67	σ	0.50	N	9
	%	-	-	-	33%	67%	100%																									
#	-	-	-	3	6	9																										
M	4.75																															
μ	4.67																															
σ	0.50																															
N	9																															

My performance was evaluated fairly.						<table border="1"> <tr><td>%</td><td>-</td><td>-</td><td>-</td><td>44%</td><td>56%</td><td>100%</td></tr> <tr><td>#</td><td>-</td><td>-</td><td>-</td><td>4</td><td>5</td><td>9</td></tr> </table>			%	-	-	-	44%	56%	100%	#	-	-	-	4	5	9	<table border="1"> <tr><td>M</td><td>4.60</td></tr> <tr><td>μ</td><td>4.56</td></tr> <tr><td>σ</td><td>0.53</td></tr> <tr><td>N</td><td>9</td></tr> </table>		M	4.60	μ	4.56	σ	0.53	N	9
	%	-	-	-	44%	56%	100%																									
#	-	-	-	4	5	9																										
M	4.60																															
μ	4.56																															
σ	0.53																															
N	9																															

I discussed ideas from this course with others outside the classroom.						<table border="1"> <tr><td>%</td><td>-</td><td>-</td><td>11%</td><td>56%</td><td>33%</td><td>100%</td></tr> <tr><td>#</td><td>-</td><td>-</td><td>1</td><td>5</td><td>3</td><td>9</td></tr> </table>			%	-	-	11%	56%	33%	100%	#	-	-	1	5	3	9	<table border="1"> <tr><td>M</td><td>4.20</td></tr> <tr><td>μ</td><td>4.22</td></tr> <tr><td>σ</td><td>0.67</td></tr> <tr><td>N</td><td>9</td></tr> </table>		M	4.20	μ	4.22	σ	0.67	N	9
	%	-	-	11%	56%	33%	100%																									
#	-	-	1	5	3	9																										
M	4.20																															
μ	4.22																															
σ	0.67																															
N	9																															





This course has been (or will be) of value to me.						<table border="1"> <tr><td>%</td><td>-</td><td>-</td><td>-</td><td>67%</td><td>33%</td><td>100%</td></tr> <tr><td>#</td><td>-</td><td>-</td><td>-</td><td>6</td><td>3</td><td>9</td></tr> </table>			%	-	-	-	67%	33%	100%	#	-	-	-	6	3	9	<table border="1"> <tr><td>M</td><td>4.25</td></tr> <tr><td>μ</td><td>4.33</td></tr> <tr><td>σ</td><td>0.50</td></tr> <tr><td>N</td><td>9</td></tr> </table>		M	4.25	μ	4.33	σ	0.50	N	9
	%	-	-	-	67%	33%	100%																									
#	-	-	-	6	3	9																										
M	4.25																															
μ	4.33																															
σ	0.50																															
N	9																															

This course inspired me to learn more.						<table border="1"> <tr><td>%</td><td>-</td><td>-</td><td>11%</td><td>44%</td><td>44%</td><td>100%</td></tr> <tr><td>#</td><td>-</td><td>-</td><td>1</td><td>4</td><td>4</td><td>9</td></tr> </table>			%	-	-	11%	44%	44%	100%	#	-	-	1	4	4	9	<table border="1"> <tr><td>M</td><td>4.38</td></tr> <tr><td>μ</td><td>4.33</td></tr> <tr><td>σ</td><td>0.71</td></tr> <tr><td>N</td><td>9</td></tr> </table>		M	4.38	μ	4.33	σ	0.71	N	9
	%	-	-	11%	44%	44%	100%																									
#	-	-	1	4	4	9																										
M	4.38																															
μ	4.33																															
σ	0.71																															
N	9																															

Comments - Access to comments is restricted. You have permission to view comments

What aspects of this course should remain the same?	1. The instructor and course content.
What aspects of this course need improvement?	1. Not much.
Additional comments:	1. Possibly create youtube videos for extra practice.

Class Grade Distribution (MATH6311.001.22F)

	-	•	+	#	Grade Distribution for MATH6311.001.22F					
A	3	14	0	17	 73.91%					
B	1	1	2	4	 17.4%					
C	0	0	0	0	0%					
D	0	0	0	0	0%					
F	-	1	-	1	 4.35%					
W*	-	1	-	1	 4.35%					
Letter Grade Count: 22					25%	50%	75%	100%		

class
GPA **3.78**

DF % **4.55%**

WDF % **8.7%**

Report URL: go.utdallas.edu/eval/math6311.001.22f
 Report PDF: go.utdallas.edu/eval/math6311.001.22f/pdf
 Enrollment: 23
 Cache: 2023-01-09 14:20:11

Contact the Provost's Technology Group to verify authenticity: ptg@utdallas.edu

